
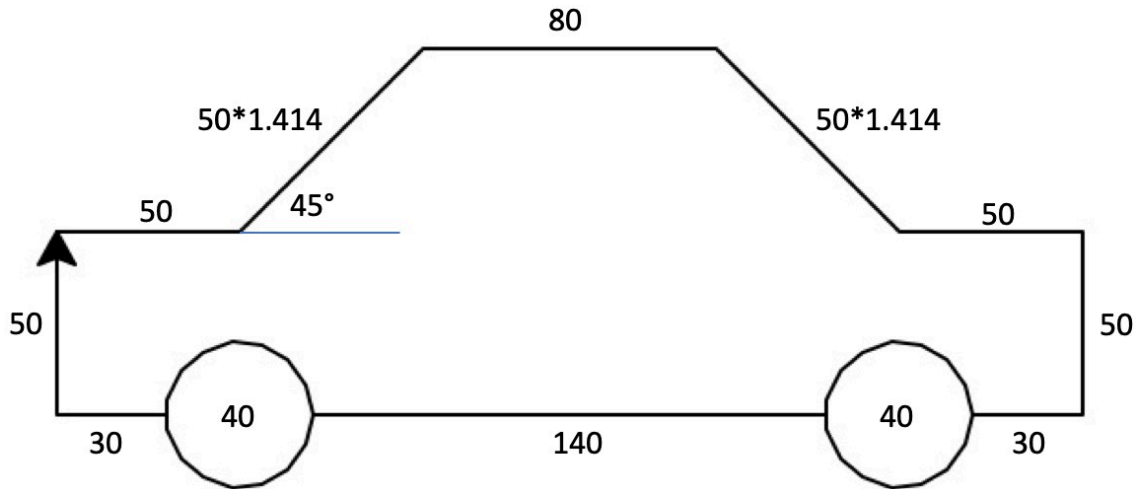


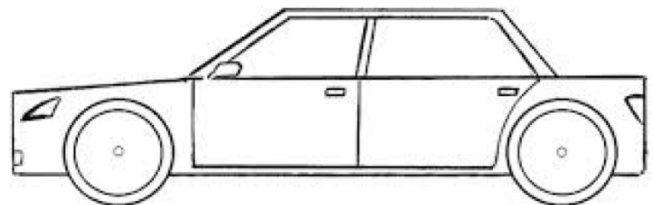
# Task 1



- We learnt turtle drawing module this week and learnt how to draw lines, circles, how to turn your pen to the right degree, etc.

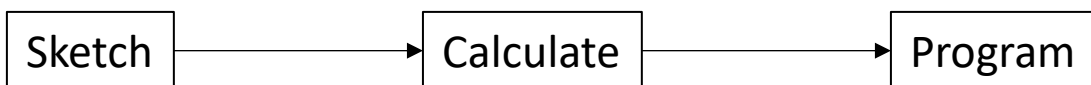


- We have drawn the car as above. Now add more features to the car. For example,
  - Add a siren to make it a police car
  - Add windows, doors, door handles, etc
  - Add front and rear lamps
  - Add double circle to the tyre
  - Add some star shapes inside the tyres
  - Add a car door mirror
  - Add front and rear bumps
  - Any other things that you want to add




This is only an example.

- Now design your own object/scenery/portrait to draw by Turtle.




# Task 2 + 3



- Draw the following logos. You may pick one or more.



The three letters are not required



- Design your own logo. It can be your own, a logo for a company, a school, etc.
  - Draw the logo using Python Turtle.